


Fluency Rings

to practice reading
the building blocks for the code

BLEND S


Jen Jones . @hellojenjones . helloliteracy.com

Katie Garner . @TheSecretStories . TheSecretStories.com



A stylized illustration of a spiral-bound notebook. The notebook has a white page with a thick black border. At the top, there is a blue spiral binding with six loops. In the center of the page, the letters 'br' are written in a bold, blue, lowercase sans-serif font.

br




A cartoon-style illustration of a spiral-bound notebook. The notebook has a white page with a thick black border. At the top, there is a blue spiral binding with six loops. In the center of the page, the lowercase letters 'cr' are written in a bold, blue, sans-serif font.


cr

A stylized illustration of a spiral-bound notebook. The notebook has a white page with a thick black border. At the top, there is a blue spiral binding with six loops. In the center of the page, the lowercase letters 'dr' are written in a bold, blue, sans-serif font.

dr




fl











A stylized illustration of a spiral-bound notebook. The notebook has a white page with a thick black border. At the top, there is a blue spiral binding with six loops. In the center of the page, the letters 'SC' are written in a large, bold, blue, sans-serif font.

SC



SI



sp



st



SW





str



spr



scr

