


Fluency Rings


to practice reading
the building blocks for the code


LETTERS


Jen Jones . @hellojenjones . helloliteracy.com


Katie Garner . @TheSecretStories . TheSecretStories.com











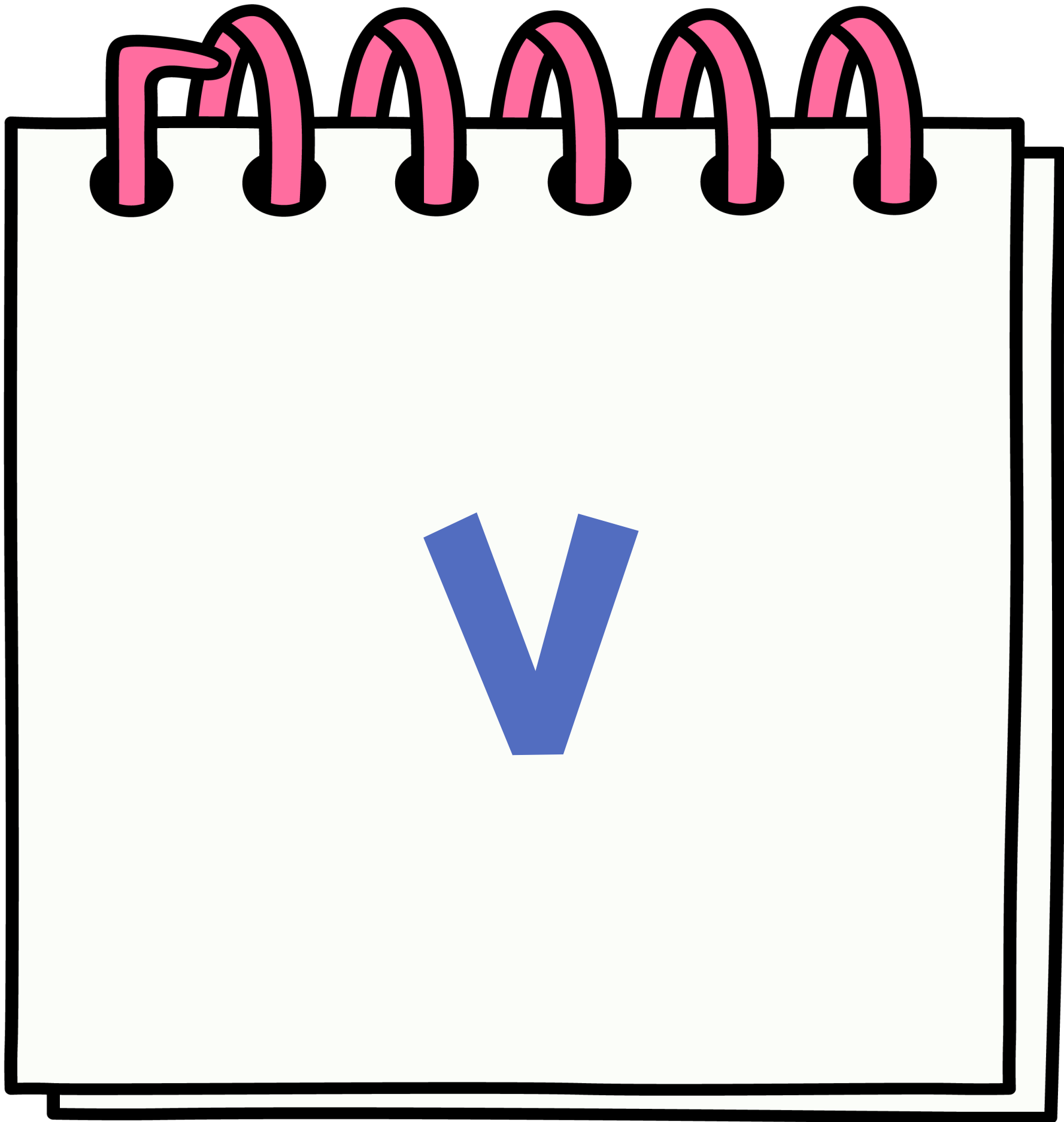








a











S





g







e







n




A cartoon-style illustration of a spiral-bound notebook. The notebook has a white page with a thick black border. At the top, there are six pink spiral rings. In the center of the page, the letters 'qu' are written in a bold, blue, sans-serif font. The 'q' has a small tail that curves to the right and then down. The 'u' is a simple, rounded shape. The notebook is shown from a slightly elevated perspective, with a small shadow at the bottom left corner.

qu







u

